




KAAMYA INDUSTRIES

SIZES 	COLORS 	AREA OF USE 
1kg	white	Marble, Granite & Natural stones Granite Pietre natural
PHYSICAL STATE	Paste	<input checked="" type="checkbox"/>
COLOUR	white	<input checked="" type="checkbox"/>



DESCRIPTION:

Mastic is a versatile, high-performance adhesive designed for various applications, from construction to home improvement. Known for its exceptional bonding strength and flexibility, this premium mastic provides a reliable solution for sealing, caulking, and adhering materials in both indoor and outdoor settings.

Product Application Photo:



kaamyaindustries.com

KAAMYA INDUSTRIES

INSTRUCTIONS TO USE:

1. Do not spread adhesive more than sqm at a time, Install the stone on spreadbed and continue further area.
2. Apply the mixed adhesive combination to the required depth (between 2 -8mm) using a suitable trowel. Press the tiles gently into position with a slight twisting action, checking periodically that good contact is maintained with the back of each tile Tiles to be fixed within 15 minutes of adhesive being applied, dependin on the porosity of the surface and atmospheric conditions. Leave adequate oints between Individual wall and floor tiles. Clean off surplus adhesivefrom the ti e & joints.

HOW TO APPLYING

1. MAKE STONE GRINDING WITHROUGH GRID TO MAKE LEVELLING. MAKE SURFACE CLEAN WITH WATER FOLLOW TO DRY & DUST FREE
2. APPLY MARBLE PRO UNIFORMLYON THE FLOOR WIPER 4-5 COATS REQUIRED FOLLOWING SECOND
3. GO AHEAD GRINDING WITH POLISHING GRIT. IT MANY REQUIRE ADDITIONAL 1-2 COAT OF MARBLE MAGIK PRO ON PRODUCTS STONE
4. DO FINAL POLISHING

PRECAUTIONS AND NOTES:

- Provides strong adhesion and flexibility
- Compatible with multiple surfaces
- Weather-resistant for indoor and outdoor use

