




KAAMYA INDUSTRIES

SIZES 	COLORS 	AREA OF USE 
400 ml.e	TRANSPARENT	Marble, Granite & Natural stones Granite Pietre natural
PHYSICAL STATE	Paste	<input checked="" type="checkbox"/>
COLOUR	TRANSPARENT	<input checked="" type="checkbox"/>



DESCRIPTION:

Eco Flex Plus is a high-performance adhesive designed for a wide range of flooring applications. Its eco-friendly formula provides a strong, durable bond while being safe for both installers and the environment. Ideal for securing vinyl, rubber, carpet tiles, and more, Eco Flex Plus ensures a firm hold with excellent flexibility to accommodate the natural movements of flooring materials. Easy to apply and fast-setting, this adhesive simplifies installation, reducing the time and effort required. Choose Eco Flex Plus for a reliable and sustainable adhesive solution that delivers professional results every time.

Product Application Photo:



kaamyaindustries.com

KAAMYA INDUSTRIES

INSTRUCTIONS TO USE:

1. Do not spread adhesive more than sqm at a time, Install the stone on spreadbed and continue further area.
2. Apply the mixed adhesive combination to the required depth (between 2 -8mm) using a suitable trowel. Press the tiles gently into position with a slight twisting action, checking periodically that good contact is maintained with the back of each tile Tiles to be fixed within 15 minutes of adhesive being applied, dependin on the porosity of the surface and atmospheric conditions. Leave adequate oints between Individual wall and floor tiles. Clean off surplus adhesive from the ti e & joints.

HOW TO APPLYING

1. MAKE STONE GRINDING WITHROUGH GRID TO MAKE LEVELLING. MAKE SURFACE CLEAN WITH WATER FOLLOW TO DRY & DUST FREE
2. APPLY MARBLE PRO UNIFORMLYON THE FLOOR WIPER 4-5 COATS REQUIRED FOLLOWING SECOND
3. GO AHEAD GRINDING WITH POLISHING GRIT. IT MANY REQUIRE ADDITIONAL 1-2 COAT OF MARBLE MAGIK PRO ON PRODUCTS STONE
4. DO FINAL POLISHING

PRECAUTIONS AND NOTES:

1. Wear Hand Gloves.
2. Keep Out of Reach of Children.
3. Keep the application area enough ventilated.
4. Keep the product closed after usage and away from sunlight.
5. Always test the product before use.

